

CUTTING TONGS

SERIES ZK1000

▶ PRODUCT ADVANTAGES



▶ Extremely lightweight

This light weight generally allows the use of a smaller moving axis, reducing the overall costs of the application in the process





▶ Integrated magnetic field sensing

One of the few cutting tongs on the market that can have its position queried and transferred to the control system with process reliability

▶ Decide for yourself!

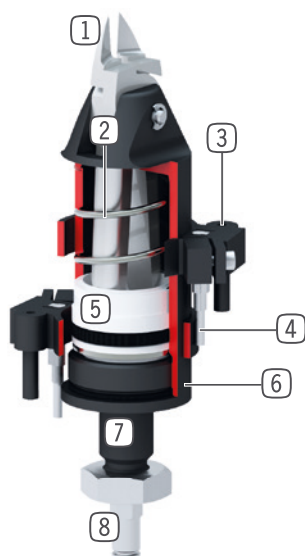
Sprue or steel wire: The variety of cutting geometries and materials ensure you always find the correct cuttings

▶ SERIES CHARACTERISTICS

Installation size	
ZK10XX	
 5 million maintenance-free cycles (max.)	●
 Spring opening O	●
 Magnetic field sensor	●
 IP30	●



► BENEFITS IN DETAIL



- ① **Cutting insert**
 - flexible applicable due to specific cutting geometry
- ② **Return spring**
 - to open the cuttings
- ③ **Mounting clamp**
 - mounting and positioning of magnetic field sensors
- ④ **Magnetic field sensor**
 - for position sensing
- ⑤ **Drive**
 - single-acting pneumatic cylinder
- ⑥ **Housing**
 - Hard-coated aluminum alloy
- ⑦ **Mounting and positioning**
 - via fit, thread and lock nut
- ⑧ **Energy supply**

► TECHNICAL DATA

Installation size	Stroke [°]	Gripping moment [Nm]	Weight [kg]	IP class
ZK1030	2.1	14	0.11	IP30
ZK1036	2.5	40	0.31	IP30
ZK1045	4.25	98	0.29	IP30
ZK1065	6.5	400	0.71	IP30

► FURTHER INFORMATION IS AVAILABLE ONLINE



All information just a click away at: www.zimmer-group.com. Find data, illustrations, 3D models and operating instructions for your installation size using the order number for your desired product. Quick, clear and always up-to-date.

CUTTING TONGS

INSTALLATION SIZE ZK1036

▶ PRODUCT SPECIFICATIONS



▶ INCLUDED IN DELIVERY



1 [piece]
Locking nut
C093614159

▶ RECOMMENDED ACCESSORIES



ENERGY SUPPLY



GVM5
Straight Fittings - Quick Connect Style



WVM5
Angled Fittings - Quick Connect Style



SENSORS



KHD36
Sensor holder



MFS02-K-KHC-P1-PNP
Magnetic field sensor straight, cable 5 m



MFS02-S-KHC-P1-PNP
Magnetic field sensor straight, cable 0.3 m - M8 connector



CONNECTIONS / OTHER



BK1036-01
Cutting Insert 25° For Plastics



BK1036-02
Cutting Insert 40° For Plastics



BK1036-03
Cutting Insert 0° For Plastics

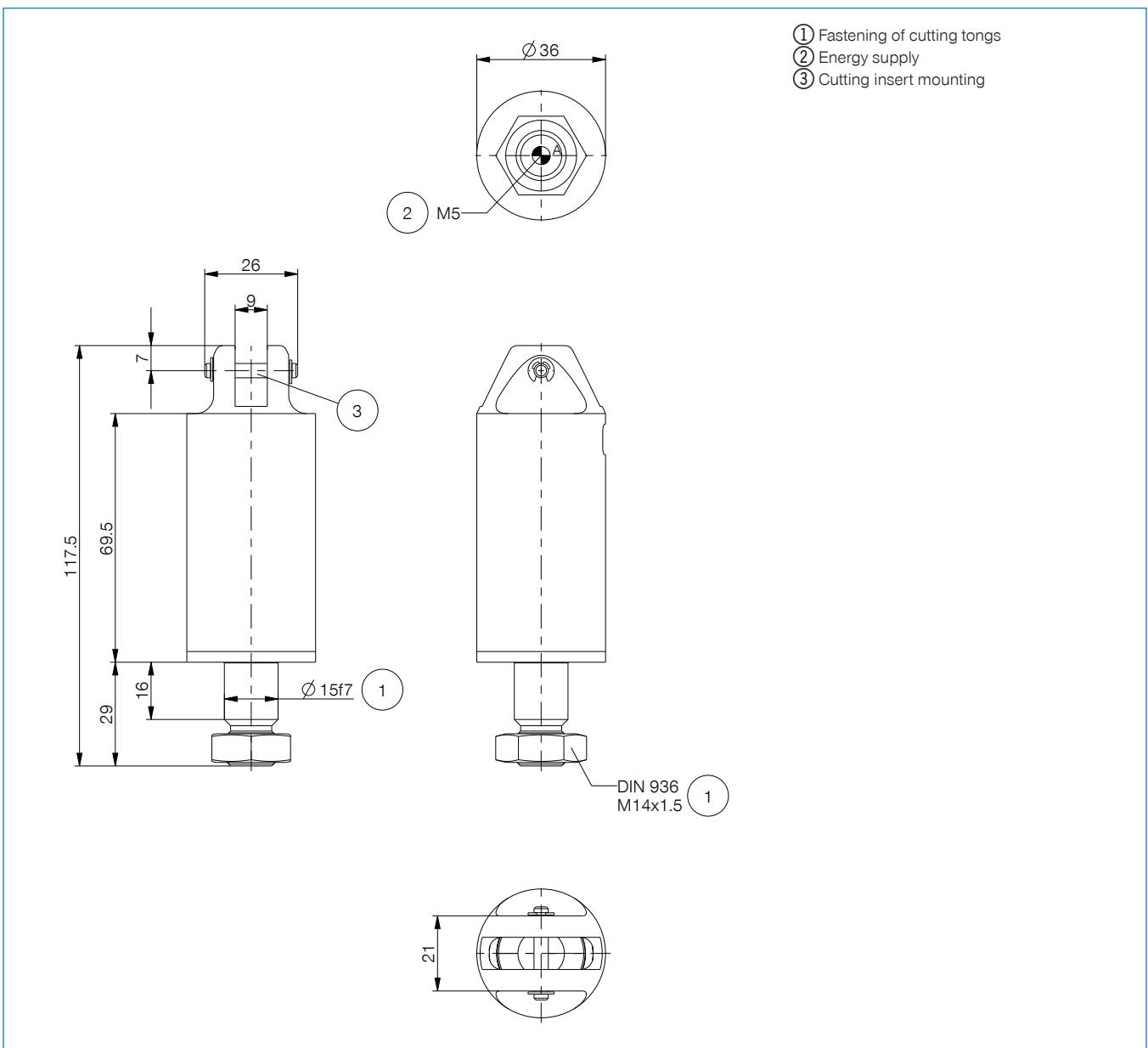


BK1036-04
Cutting Tong For Plastics



BK1036-05
Cutting Insert 0° For Steel

► Technical data	
Order no.	ZK1036
Stroke per jaw [°]	2.5
Gripping moment in closing [Nm]	40
Closing time [s]	0.04
Opening time [s]	0.15
Operating pressure min. [bar]	2
Operating pressure max. [bar]	6
Nominal operating pressure [bar]	6
Operating temperature min. [°C]	5
Operating temperature max. [°C]	+80
Air volume per cycle [cm³]	9.2
Weight [kg]	0.31
Possible cutting diameters	
possible cut-Ø max. plastics [mm]	4
possible cut-Ø max. hard-plastic [mm]	2.6
possible cut-Ø max. copper [mm]	1.6
possible cut-Ø max. steel [mm]	1
possible cut-Ø max. piano wire [mm]	0.5



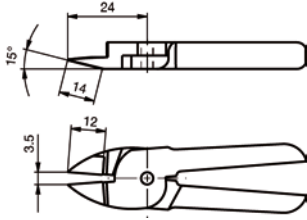
CUTTING TONGS

ZK1000 SERIES CUTTING INSERTS

CUTTING INSERTS FOR ZK1030

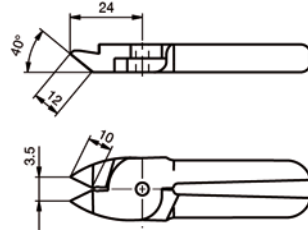
BK1030-01

Cutting Insert 15° for plastics



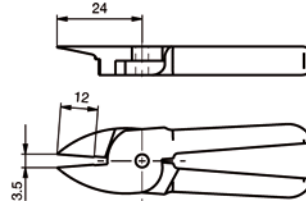
BK1030-02

Cutting Insert 40° For Plastics



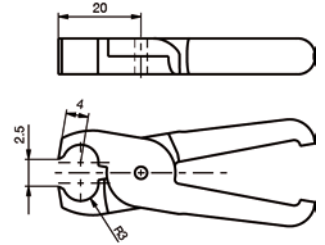
BK1030-03

Cutting Insert 0° For Plastics



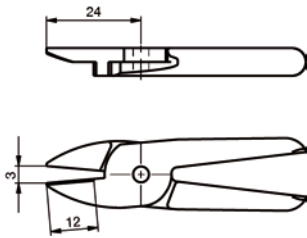
BK1030-04

Cutting Tong For Plastics



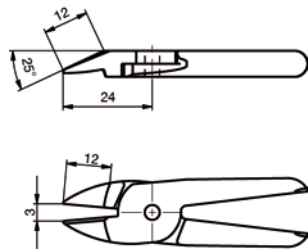
BK1030-05

Cutting Insert 0° For Steel



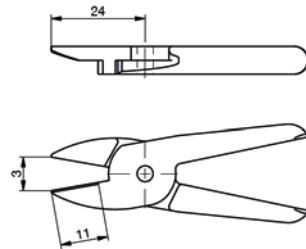
BK1030-06

Cutting Insert 25° For Steel



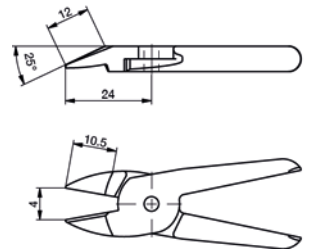
BK1030-07

Carbide cutting insert 0° for steel



BK1030-08

Carbide Cutting Insert 25° For Steel

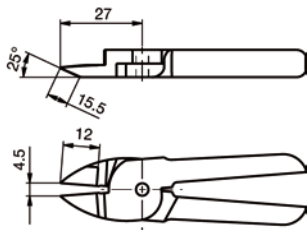


The appropriate cutting insert must be evaluated in terms of function and stability in the end application.

CUTTING INSERTS FOR ZK1036

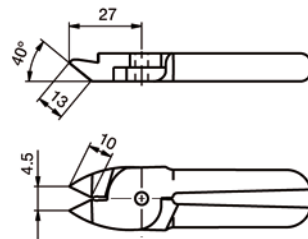
BK1036-01

Cutting Insert 25° For Plastics



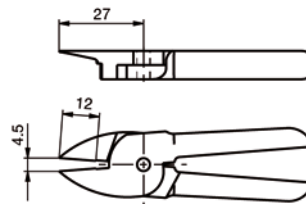
BK1036-02

Cutting Insert 40° For Plastics



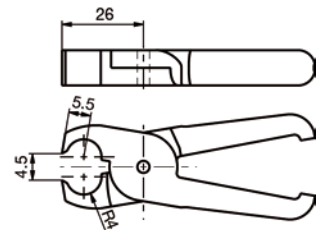
BK1036-03

Cutting Insert 0° For Plastics



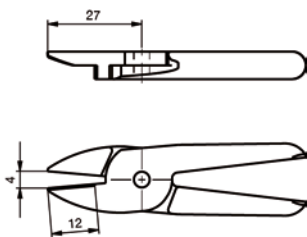
BK1036-04

Cutting Tong For Plastics



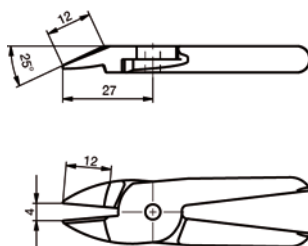
BK1036-05

Cutting Insert 0° For Steel



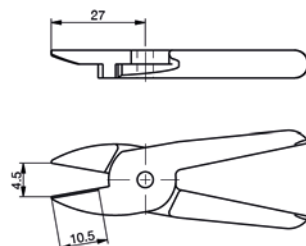
BK1036-06

Cutting Insert 25° For Steel



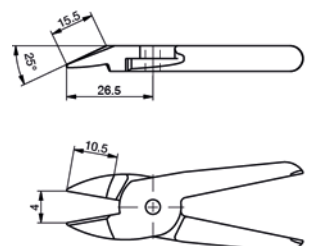
BK1036-07

Carbide cutting insert 0° for steel



BK1036-08

Carbide Cutting Insert 25° For Steel

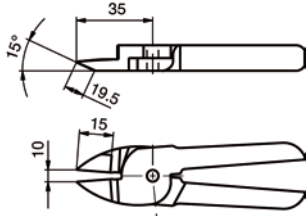


The appropriate cutting insert must be evaluated in terms of function and stability in the end application.

CUTTING INSERTS FOR ZK1045

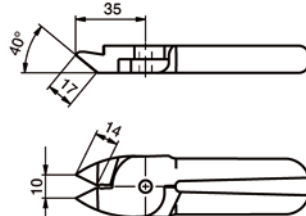
BK1045-01

Cutting Insert 15° for plastics



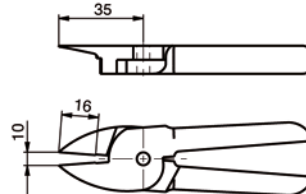
BK1045-02

Cutting Insert 40° For Plastics



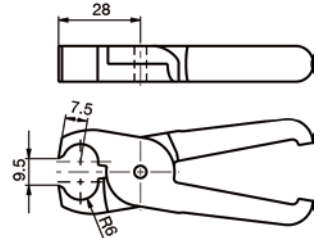
BK1045-03

Cutting Insert 0° For Plastics



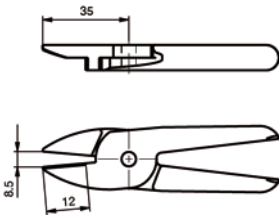
BK1045-04

Cutting Tong For Plastics



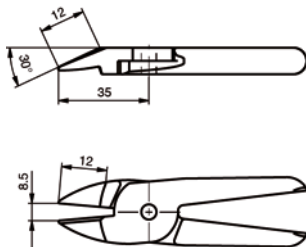
BK1045-05

Cutting Insert 0° For Steel



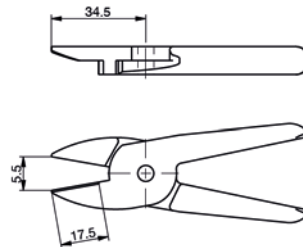
BK1045-06

Cutting Insert 30° For Steel



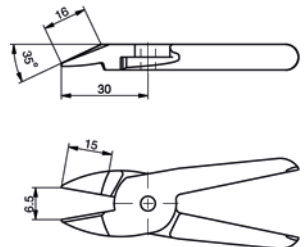
BK1045-07

Carbide cutting insert 0° for steel



BK1045-08

Carbide Cutting Insert 35° For Steel

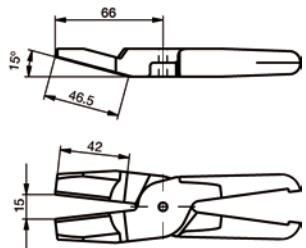


The appropriate cutting insert must be evaluated in terms of function and stability in the end application.

CUTTING INSERTS FOR ZK1065

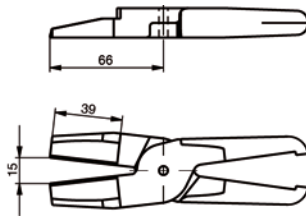
BK1065-01

Cutting Insert 15° for plastics



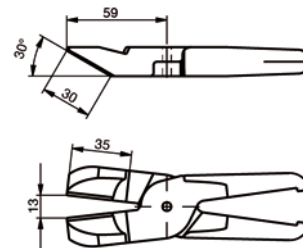
BK1065-02

Cutting Insert 0° For Plastics



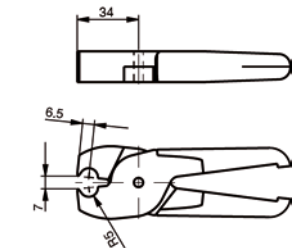
BK1065-03

Cutting Insert 30° For Plastics



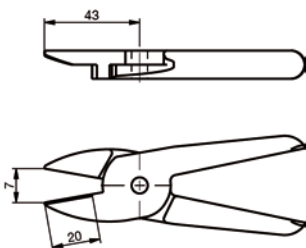
BK1065-04

Cutting Tong For Plastics



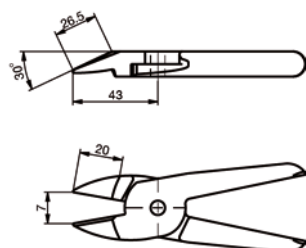
BK1065-05

Cutting Insert 0° For Steel



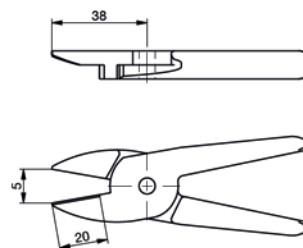
BK1065-06

Cutting Insert 30° For Steel



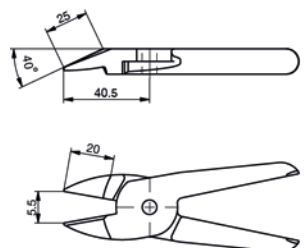
BK1065-07

Carbide cutting insert 0° for steel



BK1065-08

Carbide Cutting Insert 40° For Steel



The appropriate cutting insert must be evaluated in terms of function and stability in the end application.