

MATCH - ROBOT MODULE

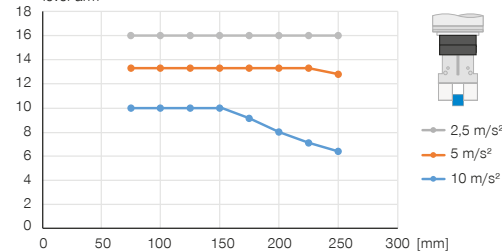
LWR50F-00-06-A

▶ PRODUCT SPECIFICATIONS



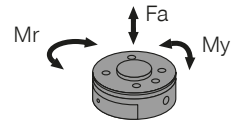
▶ Vertical design with centered holding force

Shows the maximum handling weight depending on acceleration and lever arm



▶ Forces and moments

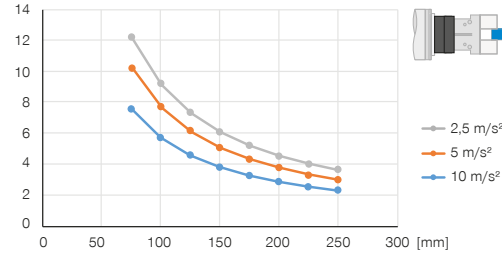
Shows static forces and moments



Mr [Nm]	20
My [Nm]	40
Fa [N]	500

▶ Horizontal design with centered holding force

Shows the maximum handling weight depending on acceleration and lever arm



▶ RECOMMENDED ACCESSORIES

GRIPPING COMPONENTS

	LWR50L-02-00001-A MATCH gripper
	LWR50L-03-00001-A MATCH gripper
	LWR50L-22-00001-A MATCH gripper
	LWR50L-23-00002-A MATCH gripper
	LWR50L-29-00001-A MATCH - Angle flange

CONNECTIONS / OTHER

	CSTE01483 Connecting line, straight, 5 m - M12 socket
	KAG500IL Plug-in connector straight 5 m - plug, socket M12
	SCM-C-00-00-A Smart Communication Module
	WVM7 Angled Fittings - Quick Connect Style
	ZUB123084 Strain relief

Order no.	▶ Technical data
	LWR50F-00-06-A
Suitable for robot type	ISO TK 50*
Control	IO-Link
Connecting flange according EN ISO 9409-1	TK 50
Handling weight max. [kg]	25
Connecting cable	Plug, M12, 5-pole
Locking stroke [mm]	1
Electrical energy transfer	integrated
Pneumatic energy transfer	integrated
Tightening force [N]	50
Release force [N]	0
Repetition accuracy in X, Y [mm]	0.05
Repetition accuracy in Z [mm]	0.05
Offset at coupling max. in X,Y [mm]	1.0
Operating temperature [°C]	5 ... +60
Service life in cycles	100,000
Protection to IEC 60529	IP40
Weight [kg]	0.28

*Mechanical assembly compatible to all robots with standard ISO PCD 50 mm. Electrical connection via standard IO-Link M12-5 female connector.

